

GO 4 Schools Mobile App - Quick Start Guide for Students

How to get the App

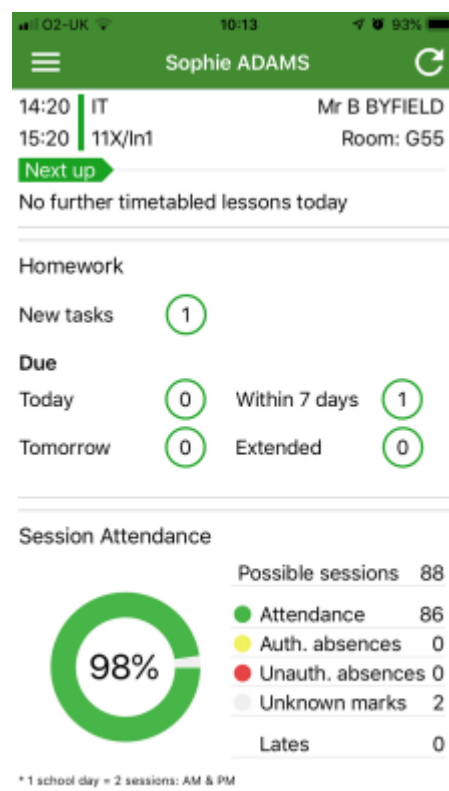
The App is completely free of charge to you and can be downloaded via:



Google Play and the Google Play logo are trademarks of Google LLC.

Apple, the Apple logo, iPhone, and iPad are trademarks of Apple Inc., registered in the U.S. and other countries and regions. App Store is a service mark of Apple Inc.

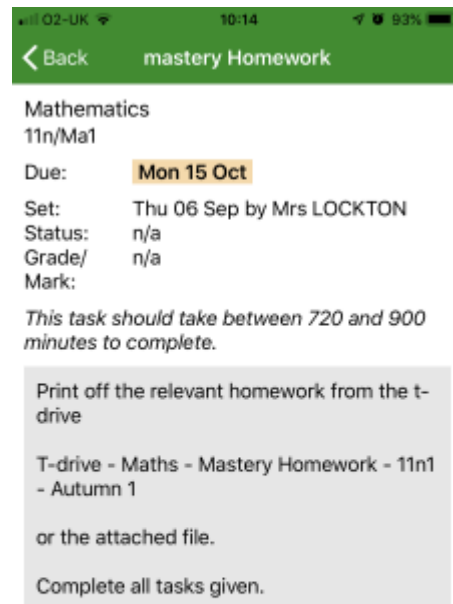
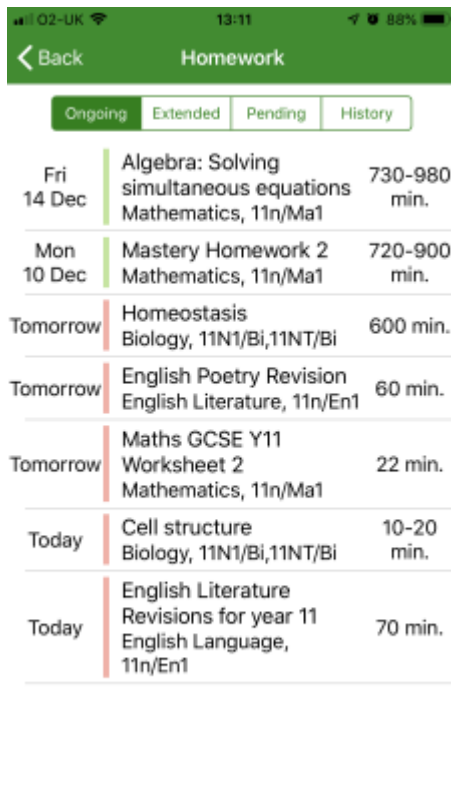
How to log in to the App



1. Tap on the App to open.
2. Type in your email address and password. **This is the same email address and password you use to log into the GO 4 Schools website.**
3. Click on "log in". **If you are a first-time user you will need to log into the website first to receive your password.**

How to view your homework

The homepage shows your current timetable and overview of the status of your homework. Tap on the timetable or 'homework' to view more information.



The homework card allows you to filter by 'ongoing', 'extended', 'pending', and 'homework history'.

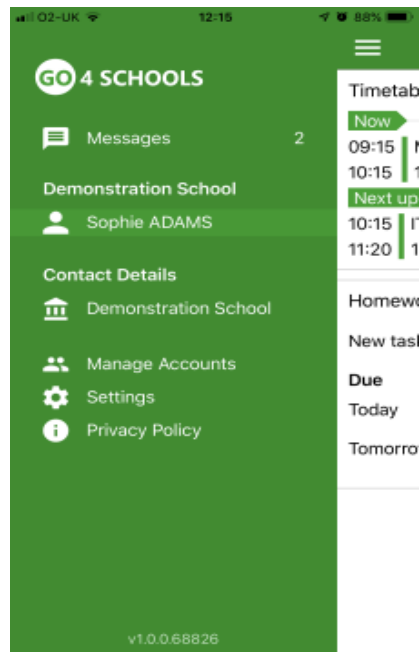
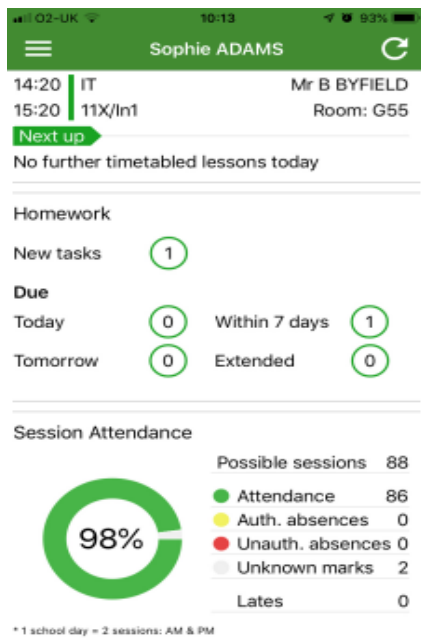
Tap on the specific homework you wish to view.

Detailed homework information is visible with attachments and weblinks.

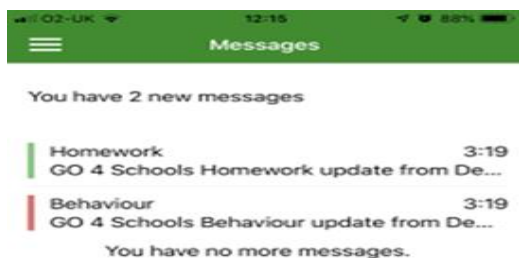
You can see when your teacher has ticked off completion of Homework tasks or marks if the work has been assessed by your teacher.

You won't be able to tick off homework tasks as complete.

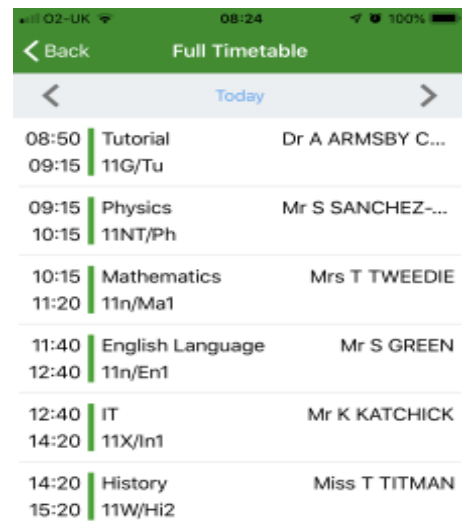
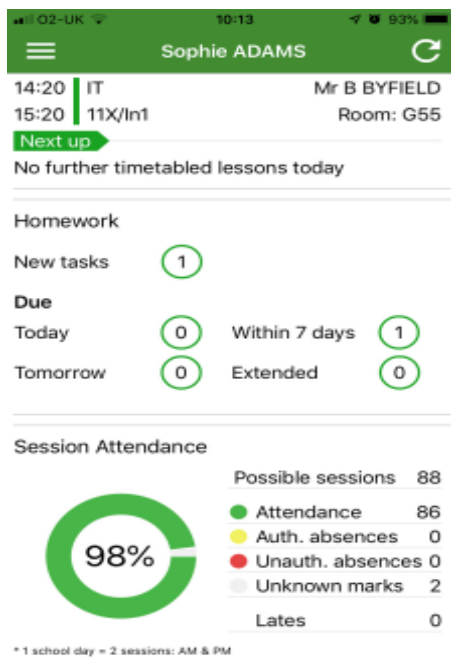
How to view your messages



Tap on the menu in the top left corner to access messages and settings. In the message inbox tap on the message for more detail. Your messages will be organised by date order and titled by areas such as Homework and Behaviour. Tap back on messages and then your name to return to the main screen.



How to view your timetable



From the main screen tap on the timetable for more information.

You are then presented with today's timetable. You can tap or swipe to previous and future days at the top.

How to view your attendance

The attendance information is displayed on the main App page and shows the overall percentage attendance as a chart with details for authorised and unauthorised absence including a count of late marks. Where an unknown mark is displayed this may be due to the school waiting for confirmation for the reason of the absence.

